

## Program Summary

CASD is partnering with One2One Risk Solutions to provide accident protection for our technology initiative. Registering with One2One and purchasing a damage waiver will protect you from the cost to repair or replace your institution-issued device and limit your responsibility to a per-occurrence deductible outlined below, should a loss occur.

### Program Pricing

Damage Waiver Cost	\$
Limit of Liability	\$

### Effective Dates

Coverage extends from the date of purchase through the end of the school year.

### Coverage

Accidental Damage  
Cracked Screens  
Fire  
Lightning  
Liquid Damage  
Electrical Surge  
Computer Peripherals  
Damages to Loaner/Replacement Device  
Loss/Theft\*

\*This claim requires a police report to be filed.

### Exclusions

Any dishonest, fraudulent, malicious or criminal acts  
  
Any use not in accordance with District Acceptable Use Policies  
  
Additional loss caused by the failure to use all reasonable means to protect the device after it has been damaged  
  
Any loss to software, data, documents, music, videos, recordings or other personal information that I have placed on the device  
  
Disappearance of the device not reported to local law enforcement

### Annual Deductible Schedule

Accidental Damage Claims	\$
Lost or Stolen Claim #1	\$
Subsequent Lost or Stolen Claims	\$

### Program Details:

Please visit [www.one2onerisk.com](http://www.one2onerisk.com) and select “Enroll my Device” to get started.





---

Greetings from Chambersburg Area School District. We have opened up enrollment for our One-to-One device protection program.

We will be partnering with One2One Risk Solutions to provide accident and loss protection for our school's one to one program. Registering with One2One and purchasing a damage waiver will protect you from the full cost to repair or replace your district-issued device and limit your responsibility to a per-occurrence deductible, should a loss occur.


Please visit [www.one2onerisk.com](http://www.one2onerisk.com) and select "Enroll My Device" to get started.



One2One  
Risk Solutions

# How to Enroll your Device

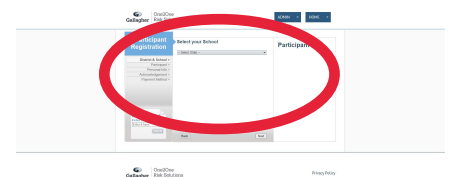
**Step 1: Go to  
one2onerisk.com or scan  
the QR Code below**



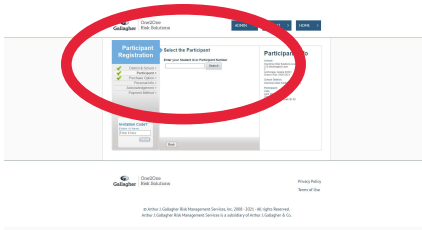
**Step 2: On the Homepage  
Select the "Enroll My  
Device" Icon**



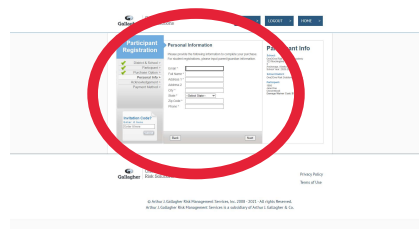
**Step 3: Use the drop-  
down options to select  
your state/district/school.**



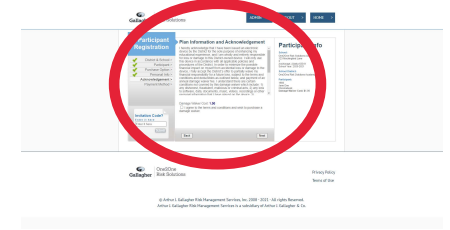
**Step 4: Input your Student ID**



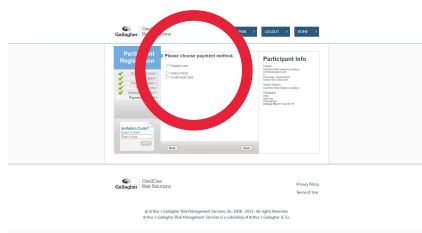
**Step 5: Complete the Parent/  
Guardian Information Page.**



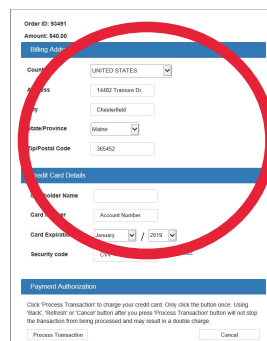
**Step 6: Agree to Terms &  
Conditions.**



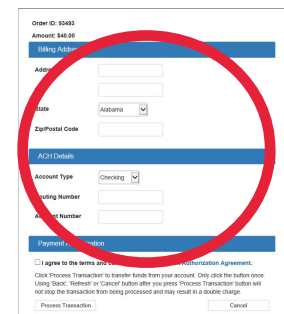
**Step 7: Select Payment Method.**



**Step 8: Credit/Debit Card  
Option: Complete Payment  
Information**



**Step 8: Online Check Option:  
Complete Payment  
Information**



For Prepaid Cards: select "Prepaid Card" option  
then enter 12 digit code on back of card.

One2One Risk Solutions





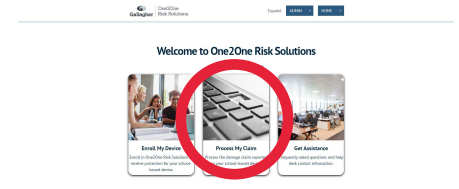
## How to Process a Claim

Note: If a damage or loss to your device has occurred and your district or school has not been notified, please contact your school to notify them of the damage before processing a claim.

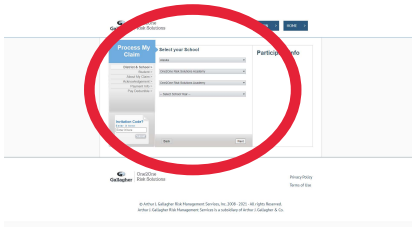
**Step 1: Go to  
one2onerisk.com or scan  
the QR Code below**



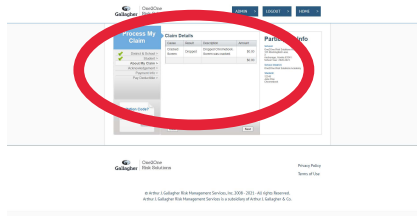
**Step 2: On the Homepage  
Select the “Process my  
Claim” Icon**



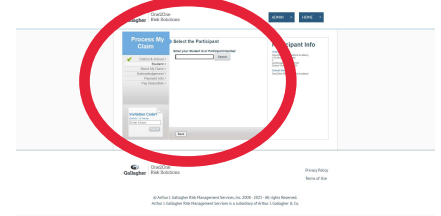
**Step 3: Use the drop-  
down options to select  
your state/district/school.**



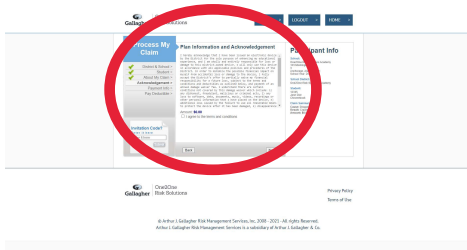
**Step 4: Input your student ID**



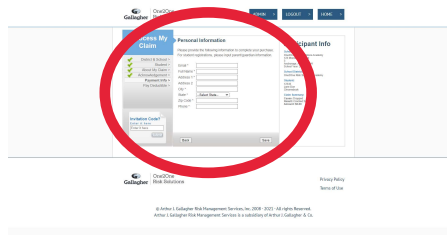
**Step 5: View Claim  
Description**



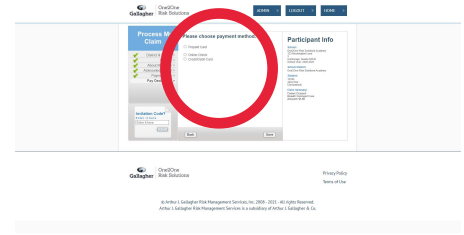
**Step 6: Agree to Terms & Conditions.**



**Step 7: Complete the Parent/  
Guardian Information Page.**



**Step 8: Select Payment  
Method.**



One2One Risk Solutions

